

PART NUMBER

KSW177504

REV.

DATE

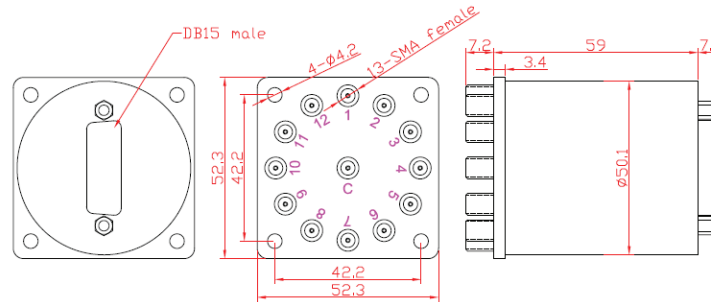
COMMENTS

INITIAL

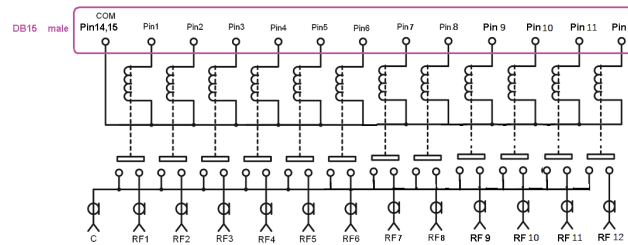
RoHS Compliant

Electrical Data

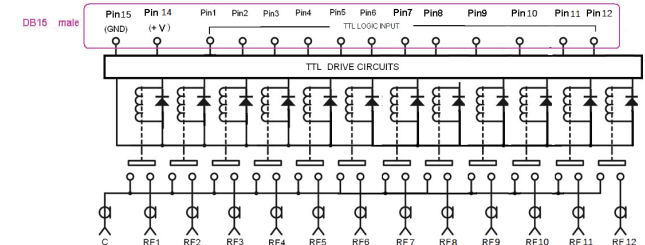
Impedance	50 Ω
Frequency Range	DC - 15 GHz
Insertion Loss	< 0.6 dB
Isolation	> 50 dB
Power Handling	20 W
VSWR	< 1.50
Operating Voltage	DC 12V/270mA
(Option DC5V,DC15V,;DC24V/160mA,DC28V/150mA)	

**Mechanical Data**

Durability	> 1,000,000 Cycles
Temperature Range	-30 °C - 65 °C
Switching Sequence	Break Before Make
Switching Time	< 15 ms



Pin1-Pin12: Control Voltage Input terminals
 Pin13: Free
 Pin14 & 15: COM Ports



Pin1-Pin12: TTL Input Terminals
 Pin13: Free
 Pin14: Input(V+)
 Pin15: COM GND For TTL V(-)
 TTL Input Level : Low Level: 0-0.8V
 High Level: 2.5-5.0V

Drawing not to scale. Dimensions for reference only**Units: mm****Konnnect RF**

WWW.KONNECTRF.COM
1-800-790-5887

PART NUMBER

KSW177504

DESCRIPTION

Switch, Normally Open Type, SP12T, SMA Female

CAGE CODE

664U0

SIGNATURE

X

THIS DRAWING INCLUDING THE
 DESIGNS IS THE PROPERTY OF
 KONNECT RF AND IS NOT TO
 BE USED FOR ANY PURPOSE
 WITHOUT OUR APPROVAL.