

Outline Drawing:

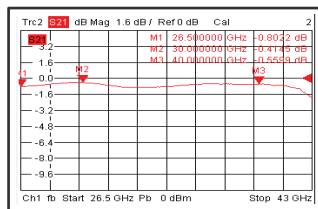
All Dimensions in mm (inches) Tolerance $\pm 0.25(0.01)$

Parameter	Min	Typ.	Max	Units
Frequency Range	26.5-40			GHz
Insertion Loss	-40°C	25°C	+80°C	°C
	1.70	1.60	1.70	dB
Isolation (Note 1)	-40°C	25°C	+80°C	°C
	12	14	12	dB
VSWR	-40°C	25°C	+80°C	°C
	1.80	1.60	1.80	:1
Forward Power (CW)			10	W
Reverse Power (CW)			1	W
Rotation	Clockwise (Standard) Counter Clockwise (upon request)			
Input / Output Connectors	2.92-Female			
Finishing	Nickel Plated			
Case Material	Copper			
Weight	1.06			Ounces
Impedance	50			Ω

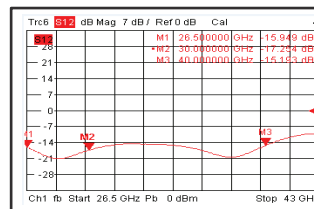
Environmental Specifications

Operational Temperature	-20°C~+70°C
Storage Temperature	-40°C~+85°C
Altitude	30,000 ft. (Epoxy Sealed Controlled environment)
	60,000 ft. 1.0psi min (Hermetically Sealed Un-controlled environment) (Optional)
Vibration	25gRMS (15 degrees 2KHz) endurance, 1 hour per axis
Humidity	100% RH at 35c, 95%RH at 40°C
Shock	20G for 11msec half sine wave, 3 axis both directions

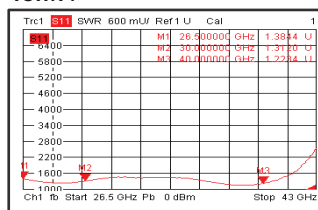
Insertion Loss



Isolation



VSWR 1



VSWR 2

